

TACD シリーズ

(小形化品)

RoHS2
適合品



◆特 長

- 弊社独自の円筒構造のため、性能が優れております。
- 通電時の発音が微小です。(静音対応)
- 体積比で従来の TACB に比べ、平均 35% の小形化達成。
- 定格リップル電流で従来の TACB に比べ、平均 20% 向上しました。
- 主な故障モードは、オープンです。

◆用 途

- 共振用 (スイッチング電源、インバータ電源、TV の S 字補正回路)
- フィルター用 (インバータ電源)
- スナバ用 (IGBT、SSR、GTO 等スイッチング素子の保護)
- 音響用 (コンデンサからの発音が微小)

◆規格表

| 番号 | 項 目 | 規 格 | | 試験方法 | | | | |
|---------|------------------|---|---|--|---------|---------|-----|-------------|
| 1 | カテゴリ温度範囲 | -40~+105°C ただし85°Cを超える温度では、定格電圧を軽減してください。(Fig.4) | | | | | | |
| 2 | 定格電圧 | 250Vdc (220Vdc)、315Vdc (275Vdc)、400Vdc (350Vdc)、500Vdc (450Vdc)、630Vdc (550Vdc)、800Vdc (700Vdc)、1000Vdc (900Vdc) ()内の電圧は105°C時の温度軽減電圧 | | | | | | |
| 3 | 定格静電容量範囲 | 0.033 μF~22 μF | | | | | | |
| 4 | 定格静電容量許容差 | ±5% (J) | | | | | | |
| 5 | 定格リップル電流 | (1) 100kHz正弦波電流は、標準品一覧表をご参照ください。 (2) 100kHz以外の正弦波電流は、Fig.5をご参照ください。 (3) 100kHzおよび正弦波電流以外は、温度上昇を確認の上ご使用ください。 | | | | | | |
| 6 | 最大許容サージ電流 | 定格静電容量(μF)×定格電圧(Vdc)÷2 ただし、最大60Ao-p以下で非くりかえし | | | | | | |
| 7 | 最大許容パルス電流 | 表2をご参照ください。 | | | | | | |
| 8 | 定格リップル電圧 | 標準品一覧表をご参照ください。 | | | | | | |
| 9 | 最大許容サージ電圧 | 定格電圧(Vdc)×1.5 ただし、非くりかえし | | | | | | |
| 10 | 温度上昇値限度 | Fig.1をご参照ください。 周囲温度+85°C以下の時、15K以下。周囲温度+105°C以下の時、7.5K以下。 ただし、設計時点ではバラツキを考慮し、各々12K以下、6K以下としてください。 | | | | | | |
| 番号 | 項 目 | 規 格 | 試験方法 | | | | | |
| 11 | 定格静電容量 | 規定の許容差以内 | 1kHzで測定する。 | | | | | |
| 12 | 誘電正接 | $C_R > 1 \mu F : (C_R \times 0.015 + 0.05) \%$ 以下 $C_R \leq 1 \mu F : 0.05\%$ 以下 | 1kHzで測定する。 | | | | | |
| 13 | 絶縁抵抗 (端子間) | 0.33 μF以下のもの | 30000MΩ以上 | | | | | |
| | | 0.33 μFを超えるもの | $\frac{10000}{C_R}$ MΩ以上 | 測定電圧は下表による。 <table border="1"> <thead> <tr> <th>測定電圧(V)</th> <th>定格電圧(V)</th> </tr> </thead> <tbody> <tr> <td>100</td> <td>250・315・400</td> </tr> <tr> <td>500</td> <td>500・630・800・1000</td> </tr> </tbody> </table> | 測定電圧(V) | 定格電圧(V) | 100 | 250・315・400 |
| 測定電圧(V) | 定格電圧(V) | | | | | | | |
| 100 | 250・315・400 | | | | | | | |
| 500 | 500・630・800・1000 | | | | | | | |
| 14 | 耐電圧 | 端子間 | 異常がないこと 試験電圧の150%を60秒間印加する。 | | | | | |
| 15 | 耐湿負荷 | 外観 | 著しい異常がないこと 試験温度：40°C±2°C 湿度：90~95%RH 試験時間：500 ⁺²⁴ 時間 印加電圧：定格電圧 試験後標準状態に約16時間放置する。 | | | | | |
| | | 絶縁抵抗 (端子間) | 0.33 μF以下のもの | 10000MΩ以上 | | | | |
| | | 0.33 μFを超えるもの | $\frac{3000}{C_R}$ MΩ以上 | | | | | |
| | | 誘電正接 | 番号12の値以下のこと | | | | | |
| | 静電容量変化率 | 試験前の値の±5% | | | | | | |
| 16 | 高温負荷 | 外観 | 番号15に同じ 試験温度：105°C±2°C 試験時間：1000 ⁺⁴⁸ 時間 印加電圧：温度軽減電圧の125%を印加する。 試験後標準状態に約16時間放置する。 | | | | | |
| | | 絶縁抵抗 (端子間) | | | | | | |
| | | 誘電正接 | | | | | | |
| | | 静電容量変化率 | | | | | | |

※表中のC_Rは、定格静電容量をμF単位で表した値です。

TACD シリーズ

◆標準品一覧表

| WV (Vac) | Cap (μ F) | 寸法(mm) | | | | | 定格リプル電流 (Arms) | 定格リプル電圧 (Vac) | 品番 | 旧品番 (ご参考) |
|-------------|-------------------|--------|-------|--------------------|--------------------|------------|-------------------|------------------|--------------------|------------|
| | | W | H | T | F | ϕ d | | | | |
| 250 | 0.82 | 16.2 | 10.8 | 10.3 | 10.0 | 0.8 | 5.45 | 100 | FTACD251V824JDLCZ0 | TACD2E824J |
| | 1.0 | | 11.6 | 11.1 | | | 6.00 | | FTACD251V105JDLCZ0 | TACD2E105J |
| | 1.2 | | 12.5 | 11.9 | | | 6.57 | | FTACD251V125JDLCZ0 | TACD2E125J |
| | 1.5 | | 13.6 | 13.0 | | | 7.34 | | FTACD251V155JDLCZ0 | TACD2E155J |
| | 1.8 | | 14.7 | 14.0 | | | 8.04 | | FTACD251V185JDLCZ0 | TACD2E185J |
| | 2.2 | 15.9 | 15.2 | 8.89 | FTACD251V225JDLCZ0 | TACD2E225J | | | | |
| | 2.7 | 14.0 | 13.4 | 6.66 | FTACD251V275JELHZ0 | TACD2E275J | | | | |
| | 3.3 | 15.2 | 14.5 | 7.36 | FTACD251V335JELHZ0 | TACD2E335J | | | | |
| | 3.9 | 16.4 | 15.6 | 8.00 | FTACD251V395JELHZ0 | TACD2E395J | | | | |
| | 4.7 | 17.8 | 16.9 | 8.78 | FTACD251V475JELHZ0 | TACD2E475J | | | | |
| | 5.6 | 17.1 | 16.3 | 7.87 | FTACD251V565JFLEZ0 | TACD2E565J | | | | |
| | 6.8 | 18.7 | 17.8 | 8.67 | FTACD251V685JFLEZ0 | TACD2E685J | | | | |
| | 8.2 | 20.3 | 19.3 | 9.52 | FTACD251V825JFLEZ0 | TACD2E825J | | | | |
| | 10 | 22.2 | 21.2 | 10.00 | FTACD251V106JFLEZ0 | TACD2E106J | | | | |
| | 12 | 24.1 | 23.0 | 10.00 | FTACD251V126JFLEZ0 | TACD2E126J | | | | |
| 15 | 26.8 | 25.5 | 10.00 | FTACD251V156JFLEZ0 | TACD2E156J | | | | | |
| 315 | 0.33 | 16.2 | 8.6 | 8.2 | 10.0 | 0.8 | 3.78 | 125 | FTACD3B1V334JDLCZ0 | TACD2F334J |
| | 0.39 | | 9.1 | 8.7 | | | 4.11 | | FTACD3B1V394JDLCZ0 | TACD2F394J |
| | 0.47 | | 9.7 | 9.2 | | | 4.51 | | FTACD3B1V474JDLCZ0 | TACD2F474J |
| | 0.56 | | 10.3 | 9.8 | | | 4.93 | | FTACD3B1V564JDLCZ0 | TACD2F564J |
| | 0.68 | | 11.0 | 10.5 | | | 5.43 | | FTACD3B1V684JDLCZ0 | TACD2F684J |
| | 0.82 | 11.9 | 11.3 | 5.87 | FTACD3B1V824JDLCZ0 | TACD2F824J | | | | |
| | 1.0 | 12.8 | 12.2 | 6.49 | FTACD3B1V105JDLCZ0 | TACD2F105J | | | | |
| | 1.2 | 12.9 | 12.3 | 6.23 | FTACD3B1V125JHLGZ0 | TACD2F125J | | | | |
| | 1.5 | 14.1 | 13.4 | 6.96 | FTACD3B1V155JHLGZ0 | TACD2F155J | | | | |
| | 1.8 | 15.2 | 14.5 | 7.63 | FTACD3B1V185JHLGZ0 | TACD2F185J | | | | |
| | 2.2 | 14.4 | 13.7 | 6.49 | FTACD3B1V225JELHZ0 | TACD2F225J | | | | |
| | 2.7 | 15.6 | 14.9 | 7.19 | FTACD3B1V275JELHZ0 | TACD2F275J | | | | |
| | 3.3 | 17.1 | 16.3 | 7.95 | FTACD3B1V335JELHZ0 | TACD2F335J | | | | |
| | 3.9 | 18.3 | 17.5 | 8.65 | FTACD3B1V395JELHZ0 | TACD2F395J | | | | |
| | 4.7 | 19.9 | 19.0 | 9.34 | FTACD3B1V475JELHZ0 | TACD2F475J | | | | |
| | 5.6 | 19.3 | 18.4 | 8.51 | FTACD3B1V565JFLEZ0 | TACD2F565J | | | | |
| | 6.8 | 21.0 | 20.0 | 9.38 | FTACD3B1V685JFLEZ0 | TACD2F685J | | | | |
| | 8.2 | 22.9 | 21.8 | 10.00 | FTACD3B1V825JFLEZ0 | TACD2F825J | | | | |
| 10 | 25.1 | 23.9 | 10.00 | FTACD3B1V106JFLEZ0 | TACD2F106J | | | | | |
| 12 | 27.3 | 26.0 | 10.00 | FTACD3B1V126JFLEZ0 | TACD2F126J | | | | | |
| 15 | 24.2 | 23.1 | 9.33 | FTACD3B1V156JTLJZ0 | TACD2F156J | | | | | |
| 18 | 26.3 | 25.1 | 10.00 | FTACD3B1V186JTLJZ0 | TACD2F186J | | | | | |
| 22 | 28.9 | 27.5 | 10.00 | FTACD3B1V226JTLJZ0 | TACD2F226J | | | | | |
| 400 | 0.22 | 16.2 | 8.7 | 8.3 | 10.0 | 0.8 | 3.91 | 150 | FTACD401V224JDLCZ0 | TACD2G224J |
| | 0.27 | | 9.3 | 8.9 | | | 4.33 | | FTACD401V274JDLCZ0 | TACD2G274J |
| | 0.33 | | 10.0 | 9.5 | | | 4.27 | | FTACD401V334JDLCZ0 | TACD2G334J |
| | 0.39 | | 10.6 | 10.1 | | | 4.64 | | FTACD401V394JDLCZ0 | TACD2G394J |
| | 0.47 | | 11.4 | 10.8 | | | 5.09 | | FTACD401V474JDLCZ0 | TACD2G474J |
| | 0.56 | 12.2 | 11.6 | 5.56 | FTACD401V564JDLCZ0 | TACD2G564J | | | | |
| | 0.68 | 13.1 | 12.5 | 6.13 | FTACD401V684JDLCZ0 | TACD2G684J | | | | |
| | 0.82 | 13.2 | 12.6 | 5.89 | FTACD401V824JHLGZ0 | TACD2G824J | | | | |
| | 1.0 | 14.3 | 13.7 | 6.50 | FTACD401V105JHLGZ0 | TACD2G105J | | | | |
| | 1.2 | 13.4 | 12.8 | 5.71 | FTACD401V125JELHZ0 | TACD2G125J | | | | |
| | 1.5 | 14.7 | 14.1 | 6.13 | FTACD401V155JELHZ0 | TACD2G155J | | | | |
| | 1.8 | 15.9 | 15.2 | 6.71 | FTACD401V185JELHZ0 | TACD2G185J | | | | |
| | 2.2 | 17.4 | 16.5 | 7.43 | FTACD401V225JELHZ0 | TACD2G225J | | | | |
| | 2.7 | 19.0 | 18.1 | 8.23 | FTACD401V275JELHZ0 | TACD2G275J | | | | |
| | 3.3 | 18.6 | 17.7 | 7.47 | FTACD401V335JFLEZ0 | TACD2G335J | | | | |
| | 3.9 | 20.0 | 19.1 | 8.13 | FTACD401V395JFLEZ0 | TACD2G395J | | | | |
| | 4.7 | 21.8 | 20.7 | 8.92 | FTACD401V475JFLEZ0 | TACD2G475J | | | | |
| | 5.6 | 23.6 | 22.5 | 9.74 | FTACD401V565JFLEZ0 | TACD2G565J | | | | |
| 6.8 | 25.8 | 24.5 | 10.00 | FTACD401V685JFLEZ0 | TACD2G685J | | | | | |
| 8.2 | 28.1 | 26.8 | 10.00 | FTACD401V825JFLEZ0 | TACD2G825J | | | | | |
| 500 | 0.22 | 18.2 | 9.6 | 9.2 | 12.5 | 0.8 | 3.09 | 150 | FTACD501V224JHLGZ0 | - |
| | 0.27 | | 10.2 | 9.8 | | | 3.42 | | FTACD501V274JHLGZ0 | - |
| | 0.33 | | 11.1 | 10.6 | | | 3.78 | | FTACD501V334JHLGZ0 | - |
| | 0.39 | | 11.7 | 11.2 | | | 4.11 | | FTACD501V394JHLGZ0 | - |
| | 0.47 | | 12.7 | 12.1 | | | 4.51 | | FTACD501V474JHLGZ0 | - |
| | 0.56 | 13.6 | 13.0 | 4.93 | FTACD501V564JHLGZ0 | - | | | | |
| | 0.68 | 14.7 | 14.0 | 5.43 | FTACD501V684JHLGZ0 | - | | | | |
| | 0.82 | 15.9 | 15.2 | 5.96 | FTACD501V824JHLGZ0 | - | | | | |
| | 1.0 | 14.9 | 14.2 | 5.08 | FTACD501V105JELHZ0 | - | | | | |
| | 1.2 | 16.1 | 15.3 | 5.57 | FTACD501V125JELHZ0 | - | | | | |
| | 1.5 | 17.6 | 16.8 | 6.23 | FTACD501V155JELHZ0 | - | | | | |
| | 1.8 | 19.1 | 18.2 | 6.82 | FTACD501V185JELHZ0 | - | | | | |
| | 2.2 | 20.9 | 19.9 | 7.54 | FTACD501V225JELHZ0 | - | | | | |
| | 2.7 | 20.4 | 19.4 | 6.85 | FTACD501V275JFLEZ0 | - | | | | |
| | 3.3 | 22.3 | 21.3 | 7.57 | FTACD501V335JFLEZ0 | - | | | | |
| | 3.9 | 24.1 | 23.0 | 8.23 | FTACD501V395JFLEZ0 | - | | | | |
| | 4.7 | 26.3 | 25.1 | 9.04 | FTACD501V475JFLEZ0 | - | | | | |

- (1) 定格静電容量許容差は、J品 ($\pm 5\%$) が標準です。K品 ($\pm 10\%$) については、お問い合わせください。
 (2) 定格リプル電流：周囲温度 85°C 以下、100kHz 時の正弦波電流
 (3) 定格リプル電圧：商用周波数 (50Hz / 60Hz) 時

記載内容は予告なく変更する場合があります。ご購入、ご使用の際は当社の納入仕様書をご要求下さい。本カタログと納入仕様書の記載内容に基づいてご使用下さい。

TACD シリーズ

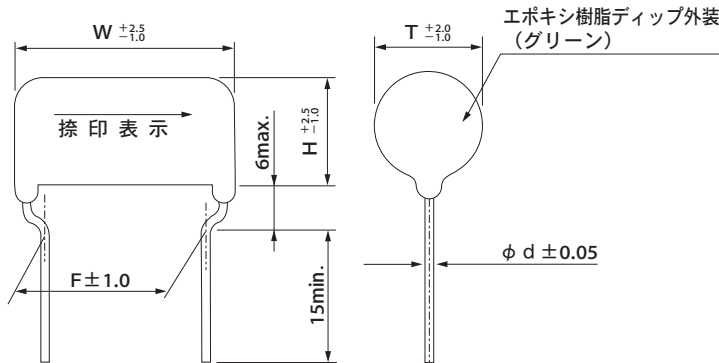
◆標準品一覧表

| WV (Vdc) | Cap (μ F) | 寸法(mm) | | | | | 定格リプル電流 (Arms) | 定格リプル電圧 (Vac) | 品番 | 旧品番 (ご参考) |
|-------------|-------------------|--------|------|---------------------|---------------------|---------------------|---------------------|------------------|---------------------|---------------------|
| | | W | H | T | F | ϕ d | | | | |
| 630 | 0.1 | 16.2 | 9.1 | 8.7 | 10.0 | 0.8 | 2.99 | 175 | FTACD631V104JDL CZ0 | TACD2J104J |
| | 0.12 | | 9.6 | 9.2 | | | 3.28 | | FTACD631V124JDL CZ0 | TACD2J124J |
| | 0.15 | | 10.4 | 10.0 | | | 3.66 | | FTACD631V154JDL CZ0 | TACD2J154J |
| | 0.18 | | 11.2 | 10.7 | | | 4.02 | | FTACD631V184JDL CZ0 | TACD2J184J |
| | 0.22 | | 12.0 | 11.5 | | | 4.44 | | FTACD631V224JDL CZ0 | TACD2J224J |
| | 0.27 | 13.1 | 12.5 | 4.92 | FTACD631V274JDL CZ0 | | TACD2J274J | | | |
| | 0.33 | 18.2 | 13.1 | 12.5 | 12.5 | | 4.76 | | FTACD631V334JHL GZ0 | TACD2J334J |
| | 0.39 | | 14.0 | 13.4 | | | 5.17 | | FTACD631V394JHL GZ0 | TACD2J394J |
| | 0.47 | | 15.2 | 14.5 | | | 5.68 | | FTACD631V474JHL GZ0 | TACD2J474J |
| | 0.56 | | 14.0 | 13.4 | | | 4.79 | | FTACD631V564JEL HZ0 | TACD2J564J |
| | 0.68 | | 15.2 | 14.5 | | 5.27 | FTACD631V684JEL HZ0 | | TACD2J684J | |
| | 0.82 | 23.2 | 16.5 | 15.7 | 17.5 | 5.79 | FTACD631V824JEL HZ0 | | TACD2J824J | |
| | 1.0 | | 18.0 | 17.1 | | 6.39 | FTACD631V105JEL HZ0 | | TACD2J105J | |
| | 1.2 | | 19.5 | 18.6 | | 7.00 | FTACD631V125JEL HZ0 | | TACD2J125J | |
| | 1.5 | | 19.1 | 18.2 | | 6.42 | FTACD631V155JFLE Z0 | | TACD2J155J | |
| | 1.8 | | 20.8 | 19.8 | | 7.04 | FTACD631V185JFLE Z0 | | TACD2J185J | |
| | 2.2 | 28.2 | 22.7 | 21.7 | 22.5 | 7.79 | FTACD631V225JFLE Z0 | | TACD2J225J | |
| | 2.7 | | 25.0 | 23.8 | | 8.62 | FTACD631V275JFLE Z0 | | TACD2J275J | |
| | 3.3 | | 27.4 | 26.1 | | 9.54 | FTACD631V335JFLE Z0 | | TACD2J335J | |
| | 3.9 | | 23.9 | 22.8 | | 6.93 | FTACD631V395JTL JZ0 | | TACD2J395J | |
| 4.7 | 25.9 | | 24.7 | 7.61 | | FTACD631V475JTL JZ0 | TACD2J475J | | | |
| 5.6 | 43.2 | 28.1 | 26.8 | 37.5 | 8.31 | FTACD631V565JTL JZ0 | TACD2J565J | | | |
| 0.056 | | 16.2 | 8.5 | | 8.1 | 0.8 | 2.60 | 200 | FTACD801V563JDL CZ0 | TACD2K563J |
| 0.068 | | | 9.0 | | 8.6 | | 2.86 | | FTACD801V683JDL CZ0 | TACD2K683J |
| 0.082 | | | 9.6 | | 9.2 | | 3.14 | | FTACD801V823JDL CZ0 | TACD2K823J |
| 0.1 | | | 10.3 | | 9.8 | | 3.34 | | FTACD801V104JDL CZ0 | TACD2K104J |
| 0.12 | 11.0 | | 10.5 | 3.66 | FTACD801V124JDL CZ0 | | TACD2K124J | | | |
| 0.15 | 12.0 | 11.4 | 4.09 | FTACD801V154JDL CZ0 | TACD2K154J | | | | | |
| 0.18 | 18.2 | 12.4 | 11.8 | 12.5 | 3.92 | | FTACD801V184JHL GZ0 | | TACD2K184J | |
| 0.22 | | 13.4 | 12.8 | | 4.33 | | FTACD801V224JHL GZ0 | | TACD2K224J | |
| 0.27 | | 14.6 | 13.9 | | 4.80 | | FTACD801V274JHL GZ0 | | TACD2K274J | |
| 0.33 | | 13.5 | 12.9 | | 4.09 | | FTACD801V334JEL HZ0 | | TACD2K334J | |
| 0.39 | | 14.4 | 13.8 | | 4.46 | FTACD801V394JEL HZ0 | TACD2K394J | | | |
| 0.47 | 23.2 | 15.6 | 14.9 | 17.5 | 4.88 | FTACD801V474JEL HZ0 | TACD2K474J | | | |
| 0.56 | | 16.8 | 16.0 | | 5.34 | FTACD801V564JEL HZ0 | TACD2K564J | | | |
| 0.68 | | 18.3 | 17.5 | | 5.87 | FTACD801V684JEL HZ0 | TACD2K684J | | | |
| 0.82 | | 19.9 | 19.0 | | 6.46 | FTACD801V824JEL HZ0 | TACD2K824J | | | |
| 1.0 | | 19.2 | 18.3 | | 5.85 | FTACD801V105JFLE Z0 | TACD2K105J | | | |
| 1.2 | 28.2 | 20.8 | 19.9 | 22.5 | 6.41 | FTACD801V125JFLE Z0 | TACD2K125J | | | |
| 1.5 | | 23.0 | 22.0 | | 7.17 | FTACD801V155JFLE Z0 | TACD2K155J | | | |
| 1.8 | | 25.1 | 23.9 | | 7.85 | FTACD801V185JFLE Z0 | TACD2K185J | | | |
| 2.2 | | 27.5 | 26.2 | | 8.68 | FTACD801V225JFLE Z0 | TACD2K225J | | | |
| 2.7 | | 23.8 | 22.7 | | 6.44 | FTACD801V275JTL JZ0 | TACD2K275J | | | |
| 3.3 | 43.2 | 26.0 | 24.8 | 37.5 | 7.12 | FTACD801V335JTL JZ0 | TACD2K335J | | | |
| 3.9 | | 28.0 | 26.7 | | 7.73 | FTACD801V395JTL JZ0 | TACD2K395J | | | |
| 0.033 | | 16.2 | 8.9 | | 8.5 | 0.8 | 2.28 | 250 | FTACD102V333JDL CZ0 | TACD3A333J |
| 0.039 | 9.4 | | 9.0 | 2.48 | FTACD102V393JDL CZ0 | | TACD3A393J | | | |
| 0.047 | 10.0 | | 9.6 | 2.72 | FTACD102V473JDL CZ0 | | TACD3A473J | | | |
| 0.056 | 10.7 | | 10.2 | 2.97 | FTACD102V563JDL CZ0 | | TACD3A563J | | | |
| 0.068 | 11.5 | | 11.0 | 3.28 | FTACD102V683JDL CZ0 | | TACD3A683J | | | |
| 0.082 | 18.2 | 12.4 | 11.8 | 12.5 | 3.60 | | FTACD102V823JDL CZ0 | | TACD3A823J | |
| 0.1 | | 12.3 | 11.7 | | 3.48 | | FTACD102V104JHL GZ0 | | TACD3A104J | |
| 0.12 | | 13.2 | 12.6 | | 3.81 | | FTACD102V124JHL GZ0 | | TACD3A124J | |
| 0.15 | | 14.5 | 13.8 | | 4.26 | | FTACD102V154JHL GZ0 | | TACD3A154J | |
| 0.18 | | 23.2 | 13.3 | | 12.7 | | 17.5 | | 3.60 | FTACD102V184JEL HZ0 |
| 0.22 | 14.4 | | 13.8 | 3.97 | FTACD102V224JEL HZ0 | TACD3A224J | | | | |
| 0.27 | 15.8 | | 15.0 | 4.40 | FTACD102V274JEL HZ0 | TACD3A274J | | | | |
| 0.33 | 17.2 | | 16.4 | 4.86 | FTACD102V334JEL HZ0 | TACD3A334J | | | | |
| 0.39 | 18.5 | | 17.6 | 5.29 | FTACD102V394JEL HZ0 | TACD3A394J | | | | |
| 0.47 | 28.2 | 20.1 | 19.1 | 22.5 | 5.81 | FTACD102V474JEL HZ0 | TACD3A474J | | | |
| 0.56 | | 19.2 | 18.3 | | 5.21 | FTACD102V564JFLE Z0 | TACD3A564J | | | |
| 0.68 | | 20.9 | 19.9 | | 5.74 | FTACD102V684JFLE Z0 | TACD3A684J | | | |
| 0.82 | | 22.8 | 21.7 | | 6.30 | FTACD102V824JFLE Z0 | TACD3A824J | | | |
| 1.0 | | 24.9 | 23.7 | | 6.96 | FTACD102V105JFLE Z0 | TACD3A105J | | | |
| 1.2 | 43.2 | 27.1 | 25.8 | 37.5 | 7.62 | FTACD102V125JFLE Z0 | TACD3A125J | | | |

- (1) 定格静電容量許容差は、J品 (±5%) が標準です。K品 (±10%) については、お問い合わせください。
- (2) 定格リプル電流：周囲温度 85℃以下、100kHz 時の正弦波電流
- (3) 定格リプル電圧：商用周波数 (50Hz / 60Hz) 時

TACD シリーズ

◆外形寸法図



◆表示

容量記号、容量許容差記号、定格電圧

TACD [] Lot.No.

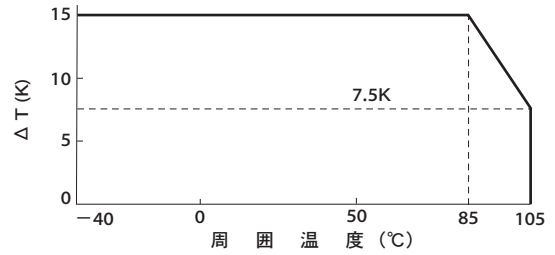


Fig.1 周囲温度と温度上昇値限度

周囲温度 85°Cを超える場合は、下表に従い定格電圧を軽減してください。

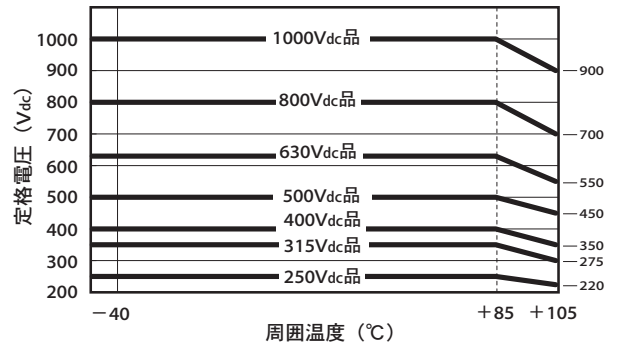


Fig.4 周囲温度に対する温度軽減電圧

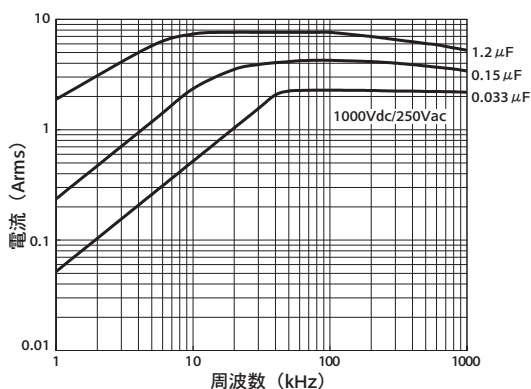
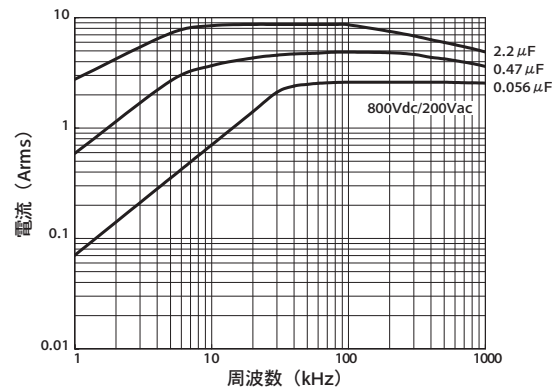
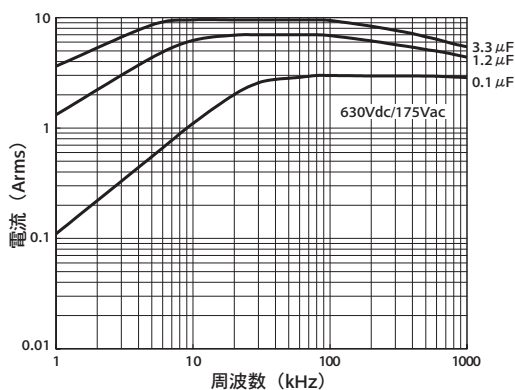
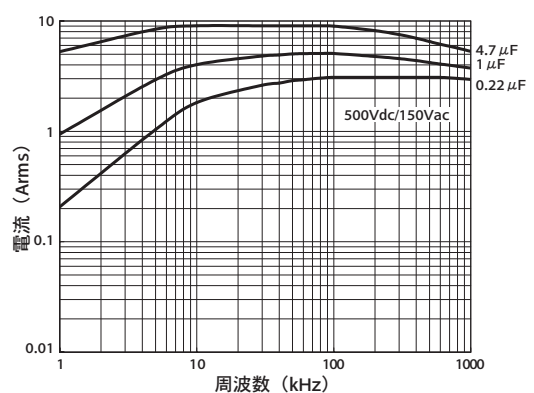
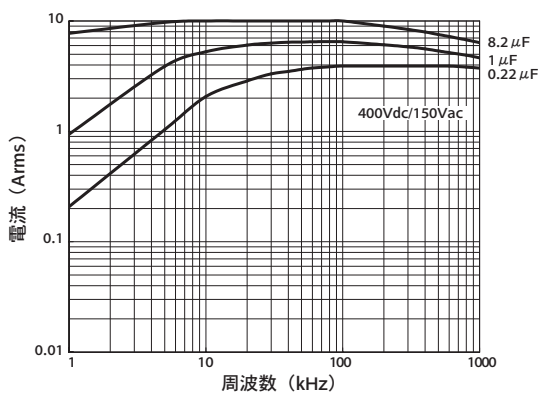
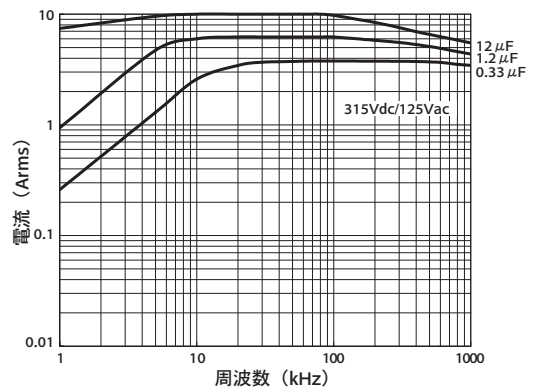
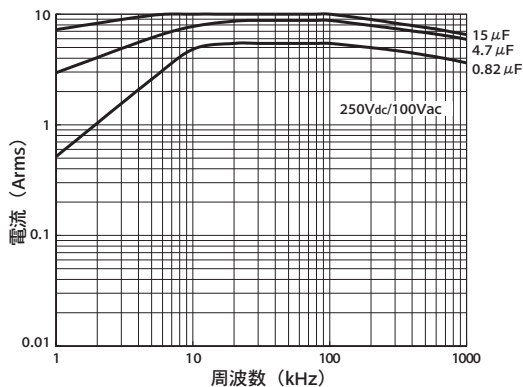
表2 最大許容パルス電流 (85°Cmax) (くりかえし使用)

(Ao-p)

| Vdc (Code) | 250 (2E) | | | 315 (2F) | | | 400 (2G) | | | 500 (2H) | | | 630 (2J) | | | 800 (2K) | | | 1000 (3A) | | |
|-------------|----------------|-----------------|------------------|----------------|-----------------|------------------|----------------|-----------------|------------------|----------------|-----------------|------------------|----------------|-----------------|------------------|----------------|-----------------|------------------|----------------|-----------------|------------------|
| | 1kHz (μsec) | 10kHz (μsec) | 100kHz (μsec) | 1kHz (μsec) | 10kHz (μsec) | 100kHz (μsec) | 1kHz (μsec) | 10kHz (μsec) | 100kHz (μsec) | 1kHz (μsec) | 10kHz (μsec) | 100kHz (μsec) | 1kHz (μsec) | 10kHz (μsec) | 100kHz (μsec) | 1kHz (μsec) | 10kHz (μsec) | 100kHz (μsec) | 1kHz (μsec) | 10kHz (μsec) | 100kHz (μsec) |
| 0.033 (333) | | | | | | | | | | | | | | | | | | | 6.5 | 5.6 | 4.9 |
| 0.039 (393) | | | | | | | | | | | | | | | | | | | 7.6 | 6.6 | 5.8 |
| 0.047 (473) | | | | | | | | | | | | | | | | | | | 9.3 | 8.0 | 7.1 |
| 0.056 (563) | | | | | | | | | | | | | | | | 7.4 | 6.4 | 5.6 | 11.0 | 9.6 | 8.4 |
| 0.068 (683) | | | | | | | | | | | | | | | | 8.9 | 7.8 | 6.8 | 13.4 | 11.6 | 10.2 |
| 0.082 (823) | | | | | | | | | | | | | | | | 10.8 | 9.4 | 8.2 | 16.1 | 14.0 | 12.3 |
| 0.1 (104) | | | | | | | | | | | | | 11.0 | 9.6 | 8.4 | 13.2 | 11.4 | 10.1 | 15.9 | 13.8 | 12.1 |
| 0.12 (124) | | | | | | | | | | | | | 13.2 | 11.4 | 10.1 | 15.8 | 13.7 | 12.1 | 19.1 | 16.6 | 14.6 |
| 0.15 (154) | | | | | | | | | | | | | 16.5 | 14.3 | 12.6 | 19.8 | 17.2 | 15.1 | 23.9 | 20.7 | 18.2 |
| 0.18 (184) | | | | | | | | | | | | | 19.8 | 17.2 | 15.1 | 21.4 | 18.6 | 16.4 | 19.4 | 16.8 | 14.8 |
| 0.22 (224) | | | | | | | 14.6 | 12.7 | 11.1 | 16.0 | 13.9 | 12.2 | 24.2 | 21.0 | 18.5 | 26.3 | 22.8 | 20.0 | 23.7 | 20.6 | 18.1 |
| 0.27 (274) | | | | | | | 17.9 | 15.5 | 13.6 | 19.6 | 17.0 | 14.9 | 29.7 | 25.8 | 22.6 | 32.2 | 28.0 | 24.6 | 29.1 | 25.3 | 22.2 |
| 0.33 (334) | | | | 17.5 | 15.2 | 13.4 | 21.9 | 19.0 | 16.7 | 24.0 | 20.8 | 18.3 | 30.0 | 26.0 | 22.9 | 26.7 | 23.2 | 20.4 | 35.6 | 30.9 | 27.1 |
| 0.39 (394) | | | | 20.7 | 18.0 | 15.8 | 25.8 | 22.4 | 19.7 | 28.3 | 24.6 | 21.6 | 35.4 | 30.7 | 27.0 | 31.5 | 27.4 | 24.1 | 42.0 | 36.5 | 32.1 |
| 0.47 (474) | | | | 24.9 | 21.6 | 19.0 | 31.2 | 27.1 | 23.8 | 34.1 | 29.6 | 26.0 | 42.6 | 37.0 | 32.5 | 38.0 | 33.0 | 29.0 | 50.6 | 44.0 | 38.7 |
| 0.56 (564) | | | | 29.7 | 25.8 | 22.6 | 37.1 | 32.2 | 28.3 | 40.6 | 35.3 | 31.0 | 35.4 | 30.7 | 27.0 | 45.3 | 39.3 | 34.5 | 45.6 | 39.6 | 34.8 |
| 0.68 (684) | | | | 36.1 | 31.3 | 27.5 | 45.1 | 39.1 | 34.4 | 49.3 | 42.3 | 37.6 | 43.0 | 37.3 | 32.8 | 54.9 | 47.7 | 41.9 | 55.4 | 48.1 | 42.3 |
| 0.82 (824) | 38.0 | 33.0 | 29.0 | 43.5 | 37.7 | 33.2 | 45.6 | 39.6 | 34.8 | 59.6 | 51.7 | 45.7 | 51.9 | 45.1 | 39.6 | 60.0 | 57.5 | 50.6 | 60.0 | 58.0 | 51.0 |
| 1 (105) | 46.4 | 40.3 | 35.4 | 53.0 | 46.0 | 40.5 | 55.7 | 48.3 | 42.5 | 50.5 | 43.9 | 38.6 | 60.0 | 54.9 | 48.3 | 60.0 | 53.0 | 46.6 | 60.0 | 60.0 | 60.0 |
| 1.2 (125) | 55.7 | 48.3 | 42.5 | 53.4 | 46.4 | 40.8 | 47.7 | 41.4 | 36.4 | 60.0 | 52.7 | 46.3 | 60.0 | 60.0 | 57.9 | 60.0 | 60.0 | 56.0 | 60.0 | 60.0 | 60.0 |
| 1.5 (155) | 60.0 | 60.0 | 53.1 | 60.0 | 58.0 | 51.0 | 59.6 | 51.8 | 45.5 | 60.0 | 60.0 | 57.9 | 60.0 | 60.0 | 55.6 | 60.0 | 60.0 | 60.0 | | | |
| 1.8 (185) | 60.0 | 60.0 | 60.0 | 60.0 | 60.0 | 60.0 | 60.0 | 60.0 | 54.6 | 60.0 | 60.0 | 60.0 | 60.0 | 60.0 | 60.0 | 60.0 | 60.0 | 60.0 | | | |
| 2.2 (225) | 60.0 | 60.0 | 60.0 | 60.0 | 60.0 | 60.0 | 60.0 | 60.0 | 60.0 | 60.0 | 60.0 | 60.0 | 60.0 | 60.0 | 60.0 | 60.0 | 60.0 | 60.0 | | | |
| 2.7 (275) | 60.0 | 60.0 | 60.0 | 60.0 | 60.0 | 60.0 | 60.0 | 60.0 | 60.0 | 60.0 | 60.0 | 60.0 | 60.0 | 60.0 | 60.0 | 60.0 | 60.0 | 60.0 | | | |
| 3.3 (335) | 60.0 | 60.0 | 60.0 | 60.0 | 60.0 | 60.0 | 60.0 | 60.0 | 60.0 | 60.0 | 60.0 | 60.0 | 60.0 | 60.0 | 60.0 | 60.0 | 60.0 | 60.0 | | | |
| 3.9 (395) | 60.0 | 60.0 | 60.0 | 60.0 | 60.0 | 60.0 | 60.0 | 60.0 | 60.0 | 60.0 | 60.0 | 60.0 | 60.0 | 60.0 | 60.0 | 60.0 | 60.0 | 60.0 | | | |
| 4.7 (475) | 60.0 | 60.0 | 60.0 | 60.0 | 60.0 | 60.0 | 60.0 | 60.0 | 60.0 | 60.0 | 60.0 | 60.0 | 60.0 | 60.0 | 60.0 | 60.0 | 60.0 | 60.0 | | | |
| 5.6 (565) | 60.0 | 60.0 | 60.0 | 60.0 | 60.0 | 60.0 | 60.0 | 60.0 | 60.0 | | | | 60.0 | 60.0 | 60.0 | | | | | | |
| 6.8 (685) | 60.0 | 60.0 | 60.0 | 60.0 | 60.0 | 60.0 | 60.0 | 60.0 | 60.0 | | | | | | | | | | | | |
| 8.2 (825) | 60.0 | 60.0 | 60.0 | 60.0 | 60.0 | 60.0 | 60.0 | 60.0 | 60.0 | | | | | | | | | | | | |
| 10.0 (106) | 60.0 | 60.0 | 60.0 | 60.0 | 60.0 | 60.0 | | | | | | | | | | | | | | | |
| 12.0 (126) | 60.0 | 60.0 | 60.0 | 60.0 | 60.0 | 60.0 | | | | | | | | | | | | | | | |
| 15.0 (156) | 60.0 | 60.0 | 60.0 | 60.0 | 60.0 | 60.0 | | | | | | | | | | | | | | | |
| 18.0 (186) | | | | 60.0 | 60.0 | 60.0 | | | | | | | | | | | | | | | |
| 22.0 (226) | | | | 60.0 | 60.0 | 60.0 | | | | | | | | | | | | | | | |

TACDシリーズ

◆各周波数における定格リップル電流 (85°C max.)…(Fig.5)

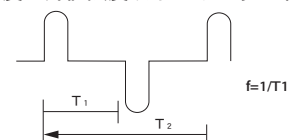


本資料は各定格電圧の代表的な容量値を選定して、周波数毎の電流カーブを作成しております。通常、静電容量が大きいほど流せる電流は大きくなりますが、構造違い（リードピッチ）により、静電容量が大きくなって流せる電流が小さくなる場合があります。このため、本資料記載以外の製品をご検討される場合は、ご連絡くださるようお願いします。

◆使用上の注意事項

- (1) 最大許容パルス電流は、パルス周期により表2の値以下で使用ください。
- (2) 最大許容パルス電流で使用した時、パルス電流による実効値は標準品一覧表の値以下であり、かつ Fig.1 の温度上昇限度以下であることを確認して使用ください。

- (3) 最大許容パルス電流の周期は
右記の波形の場合、 $1 / T_1$ とする。



- (4) 表2は連続通電で10年間の使用を想定した値です。表2以外の周期や連続通電でない場合等は、お問合せください。